



## **Sediment and Erosion Control and Tree Protection - Residential District of North Vancouver**

**Environment Department - 355 West Queens Rd, North Vancouver, BC V7N 4N5**

Phone: 604-990-2480 email: [building@dnv.org](mailto:building@dnv.org) Fax: 604-984-9683

### **Sediment and Erosion Control and Tree Protection Residential Construction.**

**Environmental Protection and Preservation Bylaw – 6515  
Tree Protection Bylaw 7671**

The District of North Vancouver requires Sediment and Erosion control for all construction projects that involve excavation or soil disturbance. Sediment and Erosion Control is required to protect creeks and other sensitive aquatic areas from the impacts of sediment and sediment laden construction water. Simple Sediment and Erosion control plans have 4 main components seen below.

#### **1. Exposed soil and soil stockpiles must be covered or managed**



Soil stockpiles and exposed soil must be covered with plastic or other suitable erosion control products (vegetation, bio-degradable fabric, etc). This protects exposed soil on slopes or boulevards from wind and water erosion. The Soil is also protected from becoming saturated with water making it difficult and more expensive to handle. Vegetation covers such as grass, wildflower seed mix or shrubs can also be applied to provide longer term protection.

#### **2. Keep sediment on your site not on the road.**

- Retain and use an existing driveway for construction access to prevent dirt from sticking to truck tires and getting on to the road or;
- Use coarse gravel or broken concrete/asphalt to make a construction access pad.

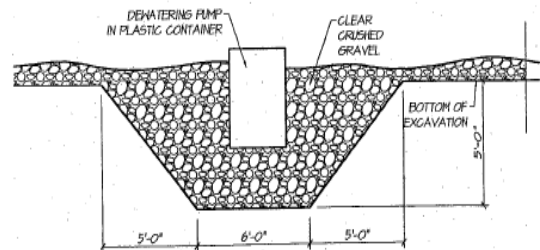
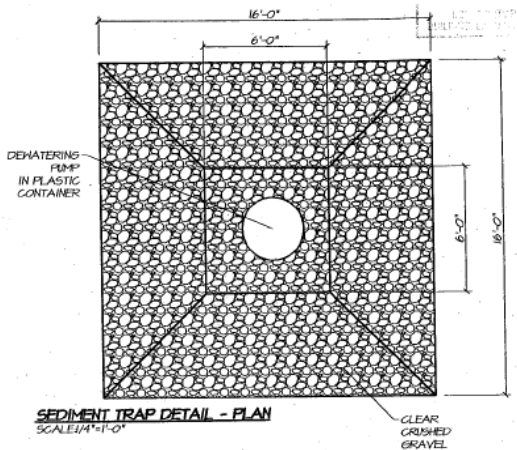


By installing a proper access pad, vehicles will not track soil onto the road. This is important because once soil is on the road it ends up in the storm sewer and then into a creek or the ocean. Once construction sediment enters the natural environment it creates a number of impacts.

### 3. Proper management of water during construction.

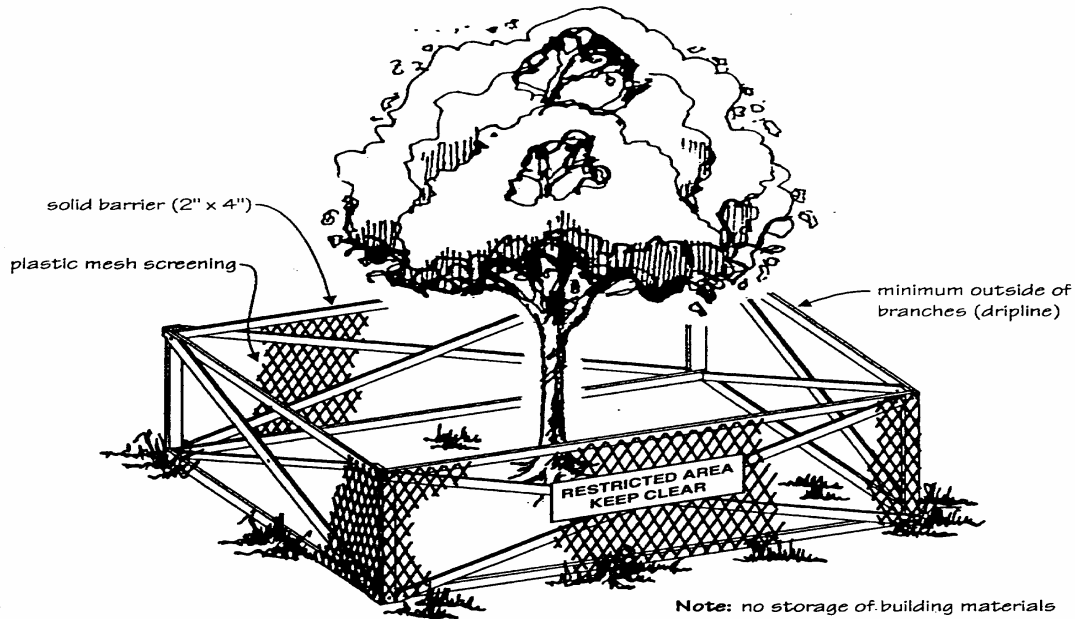


A sediment trap or sump is a collection area where sediment laden water is temporarily stored, allowing sediment to settle out before the water is discharged. Line the outside of the sump with clean gravel and then wrap the concrete sump with a heavy geotextile fabric.



### 4. Protect roadside catch basins with a silt control device designed specifically for catch basins.

\*note: The DNV no longer accepts simple geotextile fabric as catch basin protection.



Note: no storage of building materials within or against protection barrier

meter			Minimum Protection Required Around Trees (Distance from Trunk)
(cm)	(in)	(ft)	
20	8	0.6	1.2 metres
25	10	0.8	1.5 metres
30	12	1.0	1.8 metres
35	14	1.2	2.1 metres
40	16	1.3	2.4 metres
45	18	1.5	2.7 metres
50	20	1.7	3.0 metres
55	22	1.8	3.3 metres
60	24	2.0	3.6 metres
75	30	2.5	4.5 metres
90	36	3.0	5.0 metres
100	40	3.3	6.0 metres

Tree protection is required for the “Critical Root Zone” of any tree where excavation, demolition, construction or engineering works are to occur within 4 meters of the “Critical Root Zone” of a tree.